

## Support and Revenue

### Private Support

	Year Ended June 30, 2018 Audited	Year Ended June 30, 2017 Audited	Year Ended June 30, 2016 Audited
Foundations and Organization Grants (a)	2,227,345	1,500,282	576,391
Contributions From Individuals	2,109,735	1,386,757	2,034,614
Fundraising Events (net of related expenses) (b)	1,618,742	1,399,042	1,354,958
Investment Income (c)	1,032,715	1,038,900	1,024,550
<b>Total Private Support (d)</b>	<b>\$6,988,537</b>	<b>\$5,324,981</b>	<b>\$4,990,513</b>

<b>Fees and Grants From Government Agencies</b>	<b>\$11,525,274</b>	<b>\$11,698,211</b>	<b>\$11,704,593</b>
---	---------------------	---------------------	---------------------

### Other Revenue

Program Service Fees	1,119,869	1,134,623	1,150,881
Gallery Art Sales, Training Tuition & Other (e)	568,409	508,251	488,189
Program Service Fees and Other Revenue	1,688,278	1,642,874	1,639,070
<b>Total Operating Support And Revenue (f)</b>	<b>\$20,202,089</b>	<b>\$18,666,066</b>	<b>\$18,334,176</b>

## Expenses

### Program Services

Community Services	7,304,922	6,489,106	7,361,091
Housing	8,126,220	8,752,995	8,054,882
<b>Total Program Services</b>	<b>\$15,431,142</b>	<b>\$15,242,101</b>	<b>\$15,415,973</b>

### Supporting Services

Management and General	3,136,966	2,783,788	2,556,769
Fund-Raising	557,750	532,757	478,544
<b>Total Supporting Services</b>	<b>3,694,716</b>	<b>3,316,546</b>	<b>3,035,313</b>
<b>Total Operating Expenses (g)</b>	<b>19,125,858</b>	<b>18,558,647</b>	<b>18,451,286</b>
<b>Excess / (Deficit) Before Non-Cash Charges</b>	<b>\$1,076,231</b>	<b>\$107,419</b>	<b>\$(117,110)</b>

(a) Net of FY 2018 contributions of \$3,500,000 reserved for future years

(b) Gross Event revenues are \$1,815,047, \$1,586,445, and \$1,561,630 for FY 2018, FY 2017, and FY 2016 respectively.

(c) Represents a 5% drawdown on investments made possible by private contributions in prior years.

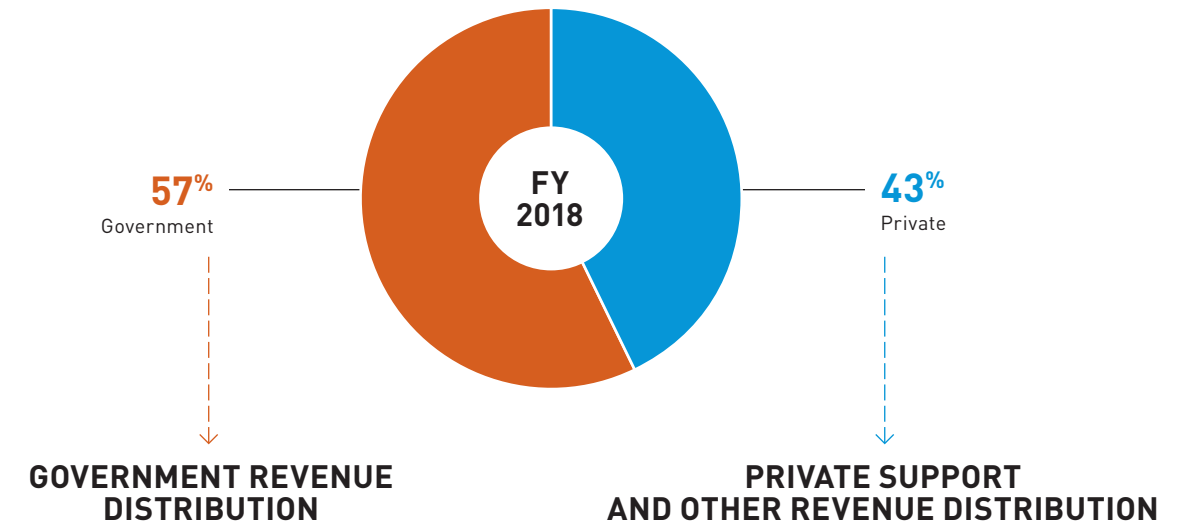
(d) Net of Bequests of \$850,819 in FY 2018, \$60,841 in FY 2017, and \$37,012 in FY 2016

(e) Net of FY 2018 \$625,000 dividend from related organization.

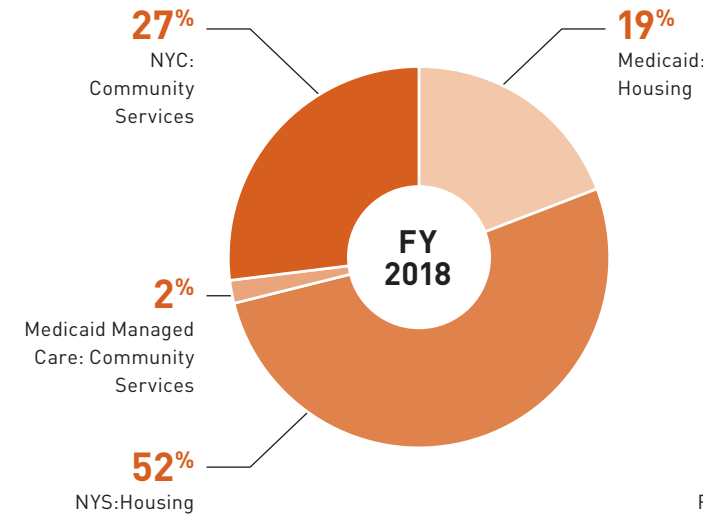
(f) Net of Contributions restricted to Capital of \$1,124,656 in FY 2017 and \$30,000 in FY 2016

(g) Net of non-cash charges in FY 2018 of \$690,803 for Depreciation Expense, in FY 2017 of \$762,477 for Depreciation Expense and \$698,298 for actuarial Pension Adjustment, and in FY 2016 of \$800,076 for Depreciation Expense and \$326,044 for actuarial Pension Adjustment.

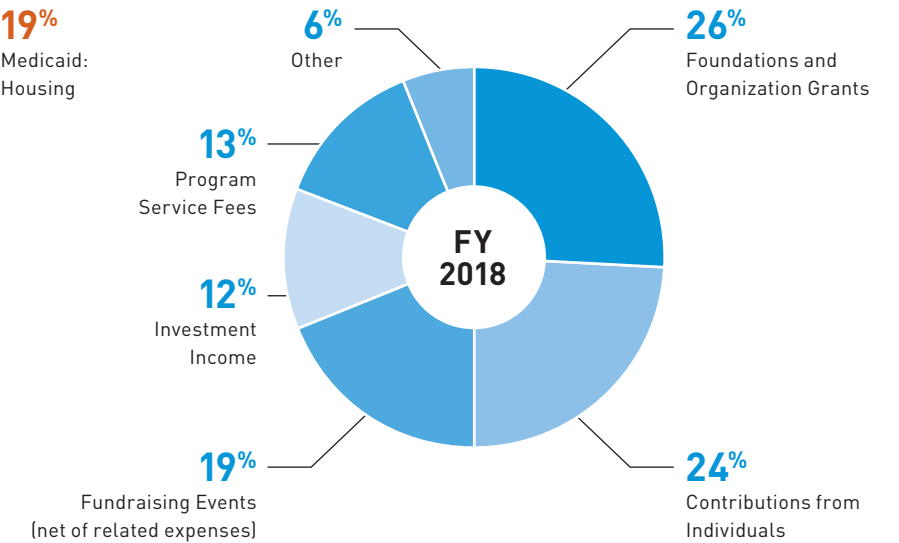
## TOTAL REVENUE DISTRIBUTION



### GOVERNMENT REVENUE DISTRIBUTION



### PRIVATE SUPPORT AND OTHER REVENUE DISTRIBUTION



## OPERATING EXPENSES

